Multiple District 32

As of October 2026 Cumulative

Year	New Clubs	Dropped Clubs	Gain/ Loss Clubs	New Members	Charter Members	Reinstate Members	Transfer Members	Total Member Added	Total Members Dropped	Gain/ Loss Members
2022-2023	1	4	-3	336	31	8	22	397	514	-117
2023-2024	2	6	-4	345	54	41	28	468	518	-50
2024-2025	2	6	-4	383	46	51	28	508	536	-28
2025-2026	3	4	-1	308	63	44	35	450	582	-132
2026-2027	0	2	-2	106	0	13	4	123	109	14
Average	**2**	**4**	**-3**	**296**	**39**	**31**	**23**	**389**	**452**	**-63**

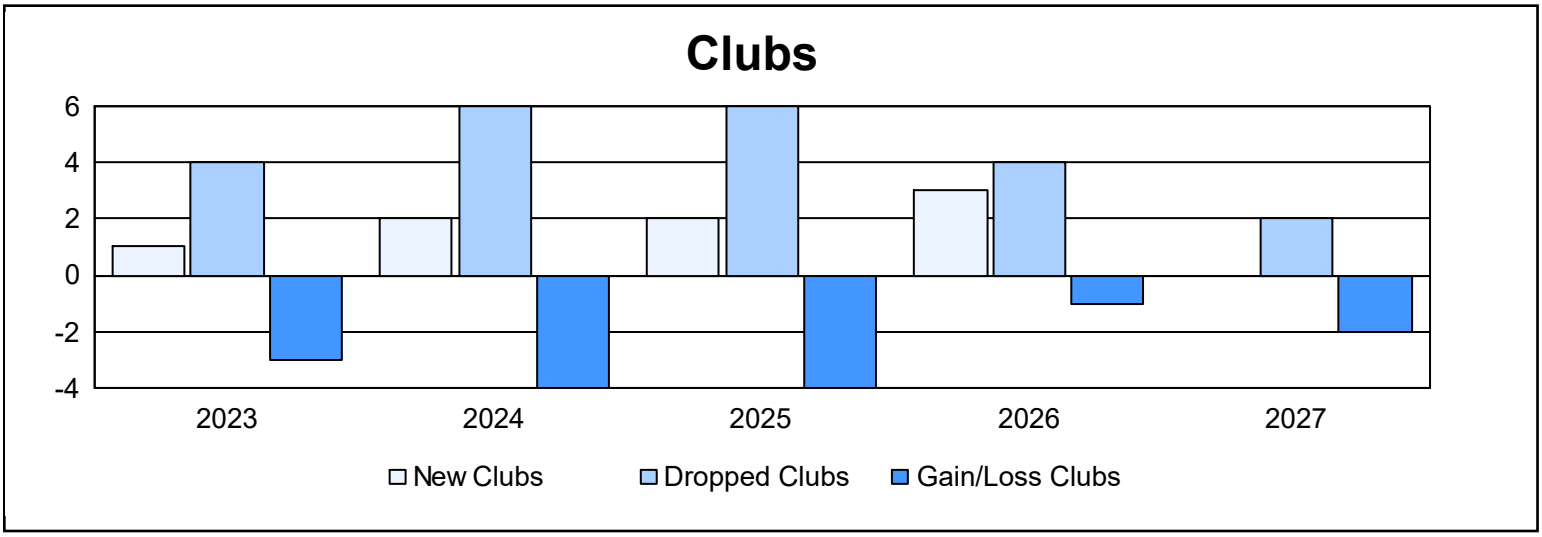

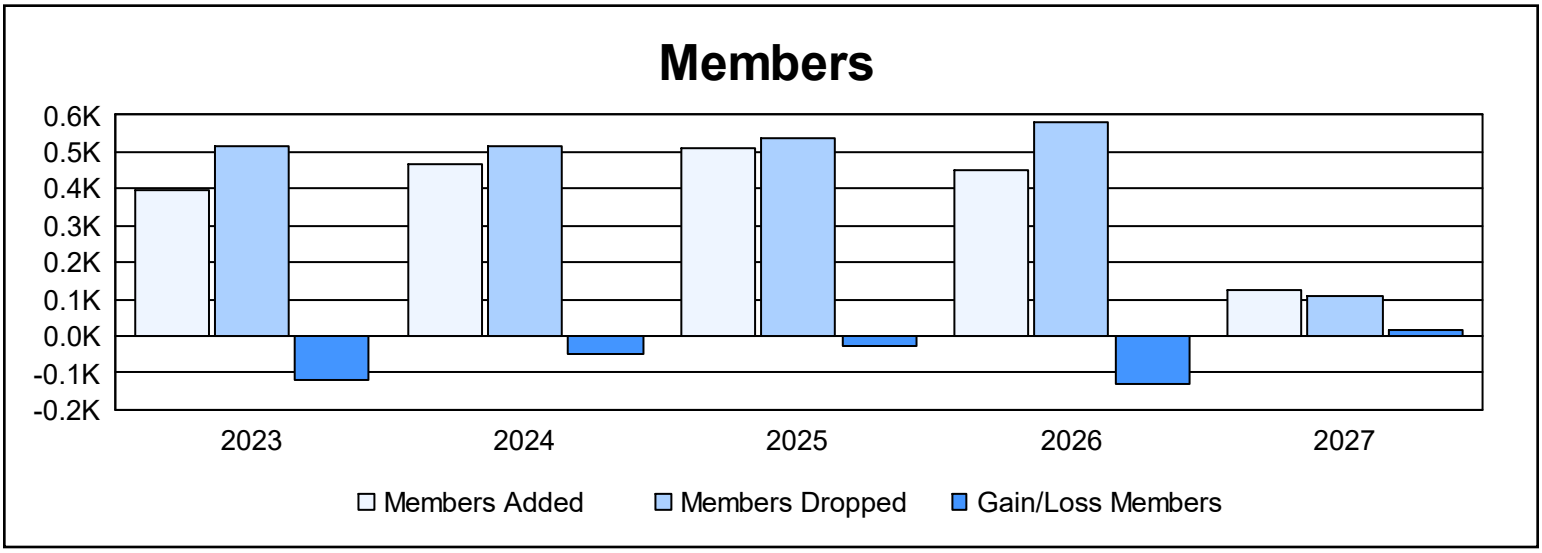

Membership Composition
October 2026 Cumulative

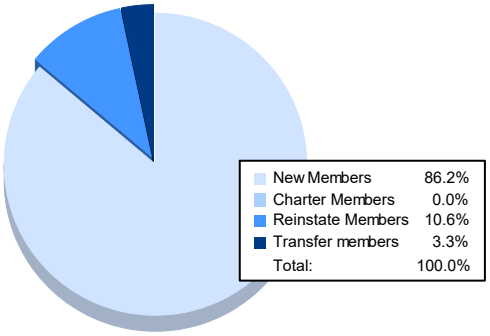

New Members	86.2%
Charter Members	0.0%
Reinstate Members	10.6%
Transfer members	3.3%
Total:	100.0%

Gender Composition
October 2026 Cumulative

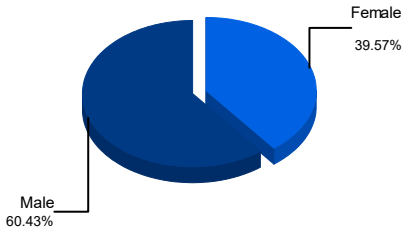

Female	39.57%
Male	60.43%
PreferNotToAnswer	0.00%
NonBinary	0.00%
Total:	100.00%